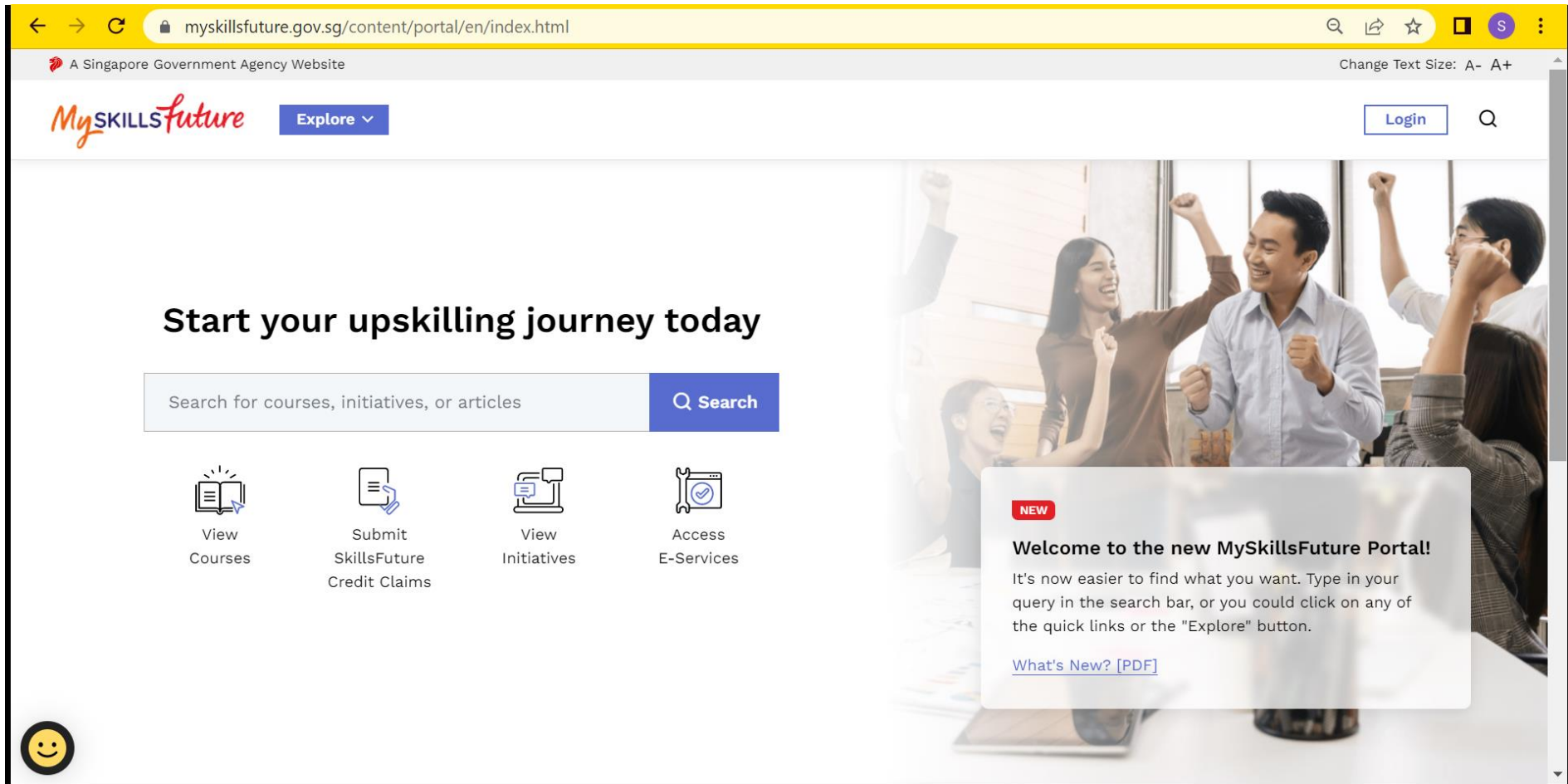


## Retrieving Full Cert / SOA (e-Cert) with Trainee's Fin Number

Visit MySkillsFuture portal: <https://www.myskillsfuture.gov.sg/content/portal/en/index.html>

1. Go to 'Access E-Services'



The screenshot shows the MySkillsFuture portal homepage. The browser address bar displays [myskillsfuture.gov.sg/content/portal/en/index.html](https://www.myskillsfuture.gov.sg/content/portal/en/index.html). The page features the MySkillsFuture logo, a search bar, and a navigation menu. A prominent banner reads "Start your upskilling journey today" with a search bar below it. Below the banner are four quick links: "View Courses", "Submit SkillsFuture Credit Claims", "View Initiatives", and "Access E-Services". A "NEW" notification box is overlaid on the right side of the page, containing a welcome message and a link to "What's New? [PDF]".

myskillsfuture.gov.sg/content/portal/en/index.html

A Singapore Government Agency Website

MySKILLSFuture Explore

Login

### Start your upskilling journey today

Search for courses, initiatives, or articles **Search**

- View Courses
- Submit SkillsFuture Credit Claims
- View Initiatives
- Access E-Services

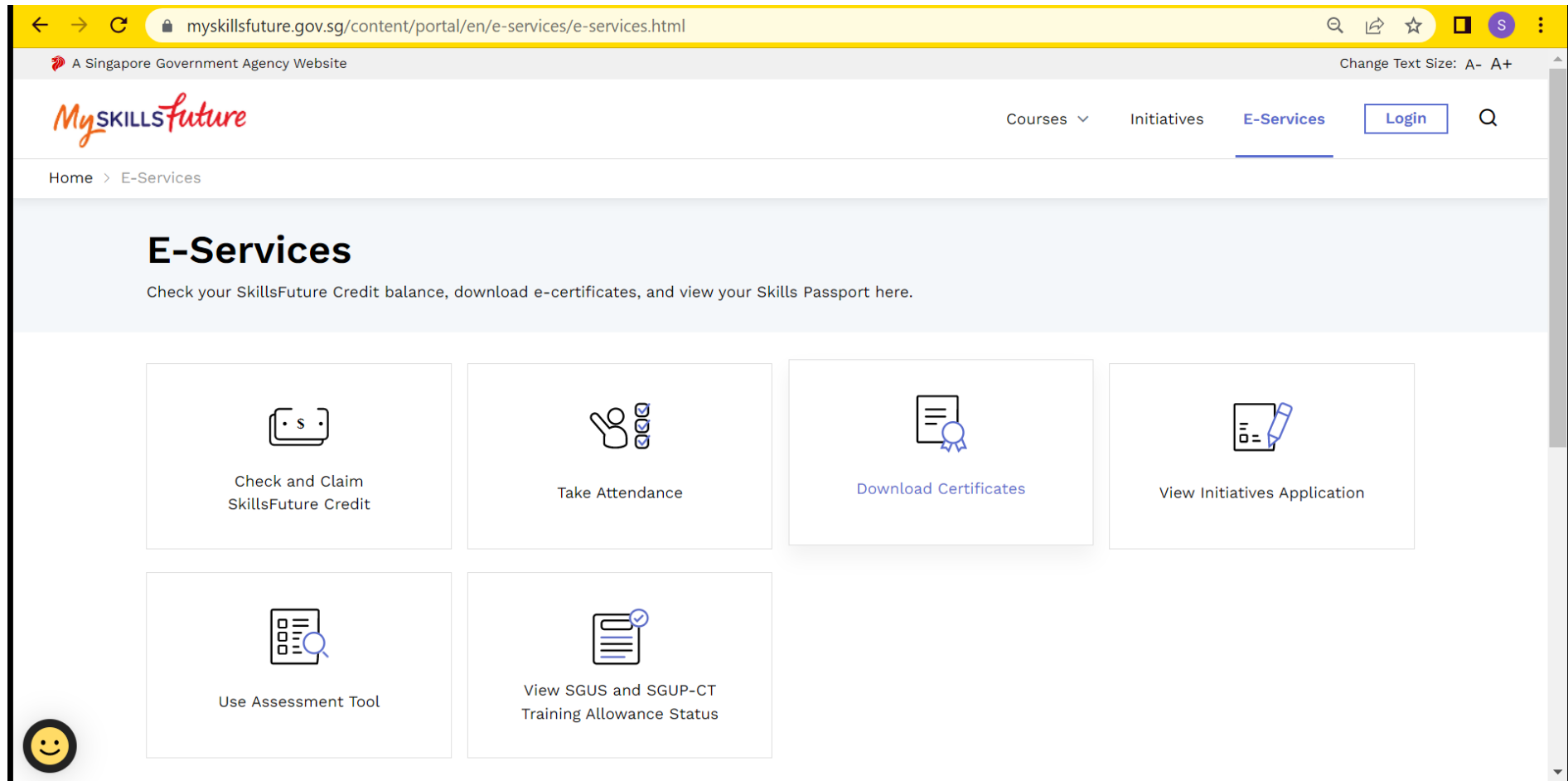
**NEW**

**Welcome to the new MySkillsFuture Portal!**

It's now easier to find what you want. Type in your query in the search bar, or you could click on any of the quick links or the "Explore" button.

[What's New? \[PDF\]](#)

## 2. Click 'Download Certificates'



The screenshot shows a web browser window with the URL `myskillsfuture.gov.sg/content/portal/en/e-services/e-services.html`. The page header includes the MySkillsFuture logo, navigation links for Courses, Initiatives, and E-Services (which is active), and a Login button. Below the header, the breadcrumb trail reads "Home > E-Services". The main heading is "E-Services" with a subtext: "Check your SkillsFuture Credit balance, download e-certificates, and view your Skills Passport here." The main content area features six service tiles: "Check and Claim SkillsFuture Credit", "Take Attendance", "Download Certificates" (highlighted in blue), "View Initiatives Application", "Use Assessment Tool", and "View SGUS and SGUP-CT Training Allowance Status". A smiley face icon is visible in the bottom-left corner.

myskillsfuture.gov.sg/content/portal/en/e-services/e-services.html

A Singapore Government Agency Website

Change Text Size: A- A+

MySKILLSFuture

Courses ▾ Initiatives **E-Services** Login

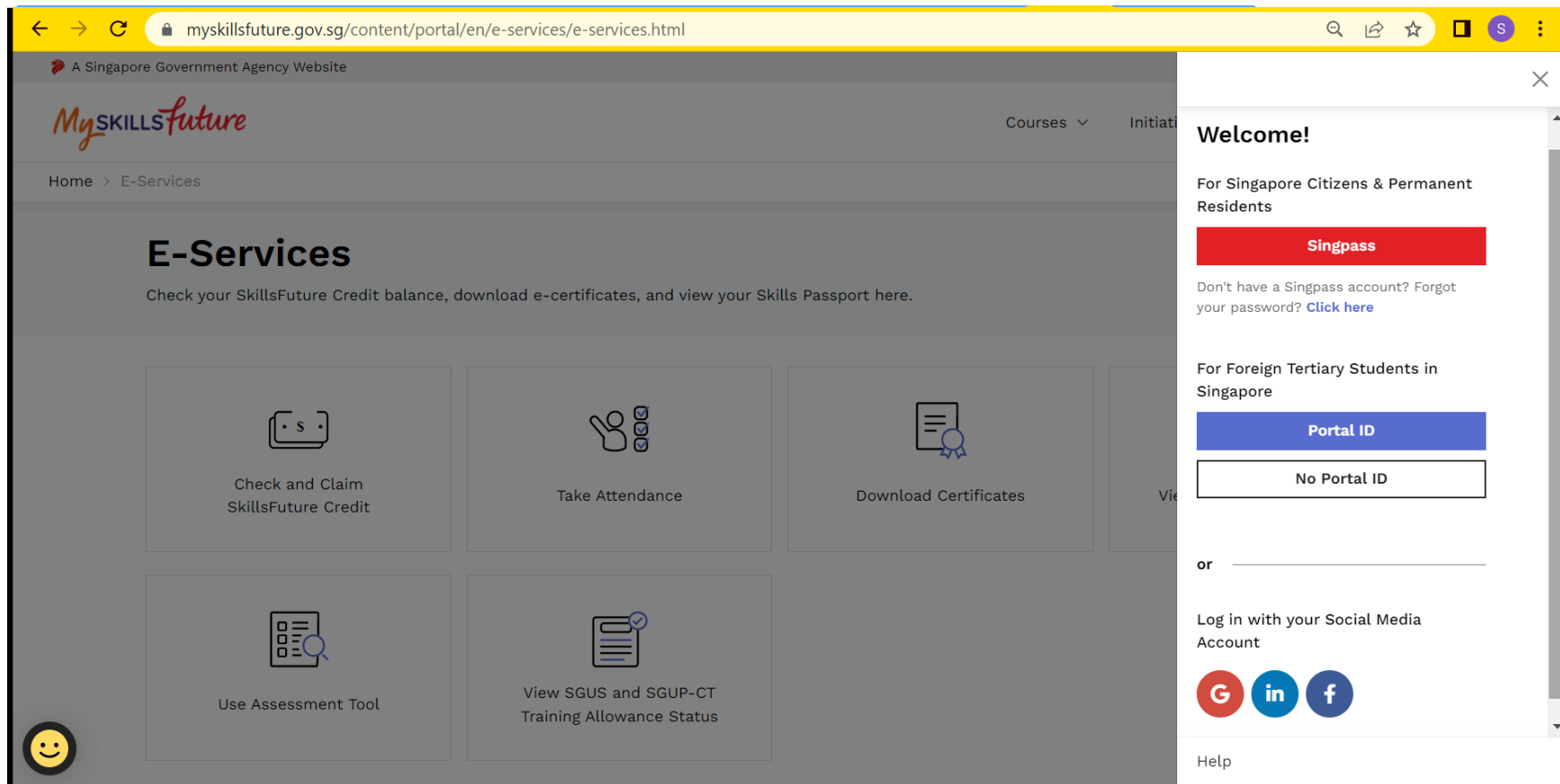
Home > E-Services

## E-Services

Check your SkillsFuture Credit balance, download e-certificates, and view your Skills Passport here.

- Check and Claim SkillsFuture Credit
- Take Attendance
- Download Certificates**
- View Initiatives Application
- Use Assessment Tool
- View SGUS and SGUP-CT Training Allowance Status

3. Click 'No Portal ID'. It should link you to this URL:  
(<https://www.myskillsfuture.gov.sg/content/portal/en/public/download-cert.html>)



The screenshot shows a web browser window displaying the MySkillsFuture website. The browser's address bar shows the URL [myskillsfuture.gov.sg/content/portal/en/e-services/e-services.html](https://www.myskillsfuture.gov.sg/content/portal/en/e-services/e-services.html). The website header includes the MySkillsFuture logo and navigation links for 'Courses' and 'Initiat'. Below the header, the breadcrumb 'Home > E-Services' is visible. The main heading is 'E-Services', with a subtext: 'Check your SkillsFuture Credit balance, download e-certificates, and view your Skills Passport here.' The page features five service tiles: 'Check and Claim SkillsFuture Credit', 'Take Attendance', 'Download Certificates', 'Use Assessment Tool', and 'View SGUS and SGUP-CT Training Allowance Status'. A login modal is open on the right side, titled 'Welcome!'. It is for 'Singapore Citizens & Permanent Residents' and offers three options: 'Singpass' (a red button), 'Portal ID' (a blue button), and 'No Portal ID' (a white button with a black border). Below these options, there is a section for 'Foreign Tertiary Students in Singapore' with a 'Portal ID' button. At the bottom of the modal, there is a section for 'Log in with your Social Media Account' with icons for Google, LinkedIn, and Facebook. A 'Help' link is located at the very bottom of the modal.

4. Key in your FIN number then Click Next.

myskillsfuture.gov.sg/content/portal/en/public/download-cert.html

A Singapore Government Agency Website

MySKILLSfuture

Courses Programmes Digital Services Resources

Login

Home > Download Certificates

## Help us identify you

ID Type

Previous NRIC / FIN

ID Number

This field is required.

Next

5. Select 'WSQ Qualification' under Certificate Type for Full Cert (For SOA, select 'WSQ Statement of Attainment')
6. Enter 'Year of Attainment'
7. Enter 'Institution UEN' as: **S87SS0027A**
8. Type in the characters you see from the image
9. Click 'Find Cert'

The screenshot shows the 'Certificate Information' page on the MySkillsFuture website. The browser address bar displays 'myskillsfuture.gov.sg/content/portal/en/public/download-cert.html'. The page header includes the MySkillsFuture logo and navigation links for Courses, Programmes, Digital Services, and Resources. The main content area is titled 'Certificate Information' and contains the following fields:

- ID Type:** Previous NRIC / FIN
- ID Number:** M1234567A
- Certificate Type:** WSQ Qualification (selected from a dropdown menu)
- Year of Attainment:** 2022
- Institution UEN:** S87SS0027A (with a search link 'Search for Institution UEN here')

Below the form, there is a CAPTCHA section with the instruction: 'Type the characters you see below.' The CAPTCHA image shows the number '71223'. A text box contains the number '71223', and a red box highlights the instruction: 'Type in the characters you see from the image'. A 'Clear' button is also present.

At the bottom right, there are two buttons: 'Back' and 'Find Cert', with the 'Find Cert' button highlighted by a yellow border.

10. Proceed to download your e-Cert

1 record(s) found

Certificate	Institution	Cert ID	Action
Certificate in Generic Manufacturing Skills	Electronics Industries Training Centre	<input type="text"/>	<a href="#">Download</a>